


REGUPOL EVERROLL ALPINE MT



classic

Product:

tile product, with prefabricated **REGUPOL everroll classic** top layer made of PUR bonded SBR-granulates with 20 % EPDM colour content



Application Areas:

mountain and base stations

Features:

durable, sustainable, de-icing salt resistant, weatherproof, non-slip, quickly laid, trafficable

Thickness:

27 mm

Standard Dimension:

1,000 x 500 mm

Weight:

approx. 26.0 kg/m²

Slip Resistance:

R 10 based on DIN 51130 (02.2014) and ASR A1.5/1,2

Impact Resistance:

> 21 Nm based on EN 14904 / EN 1517

Force Reduction:

up to 39 % based on EN 14904 / EN 14808

Certificate of sustainability:

Cradle to Cradle Certified® is a registered trademark of the Cradle to Cradle Products Innovation Institute.

REGUPOL everroll alpine MT classic is Cradle to Cradle Certified® at the Bronze level.

Impact Sound Reduction:

22 dB

Fire Classification :

E_{fl}-s1 based on EN 13501-1:2010-01 / EN9239-1:2010-11

Salt Water Resistance:

resistant based on DIN EN ISO 175

Colours:

three colours, individual colours available on request


Further technical data is available on request.



PRODUCT INFORMATION
REGUPOL EVERROLL ALPINE MT




REGUPOL everroll alpine MT classic EDITION 4.0



Berlin [3030]



Mons [3256]



Goa [3033]

Edition 4.0 = brilliant colours and nonreflecting surface

Deviations from the colours shown are possible due to production batches and brochure print.

We reserve the right to make changes to the technical data. The test results and specified values are subject to a tolerance of +/- 10 %. Crucial for the up-to-date data is the information on our homepage www.regupol.com.